DEAR INDUSTRY …

At the start of 2018, surgeons share their IOL wish lists in an online survey.

YOU'VE COME A LONG WAY, IOLS, BUT YOU'RE NOT QUITE THERE YET. *CRST EUROPE* SURVEYED OPHTHALMOLOGISTS AROUND THE WORLD AND ASKED WHAT CHALLENGES THEY FACE AND WHAT THEY WOULD PUT ON TOP OF THEIR WISH LISTS FOR FUTURE LENS TECHNOLOGY. TO START, HERE'S A LOOK AT THE CHALLENGES THEY'D LIKE FUTURE IOLS TO SOLVE:

- Poor refractive predictability
- Unavailability of 0.25 D steps
- No ideal presbyopia-correcting IOL (lack of variety, night vision symptoms)
- No easy ability to touch up refractive outcomes
- Halos and glare with multifocal IOLs
- Dysphotopsias
- No trifocal or segmental bifocal design approved yet by the US FDA
- Biometric accuracy
- Failure to match corneal spherical aberration
- Proper calculation of toric IOLs using different formulas
- Choosing the most appropriate IOL for a patient
- Lack of a fully accommodating IOL

QUESTION NO. 1

▶ WHAT FEATURES WOULD YOU PUT AT THE TOP OF YOUR IOL WISH LIST?

"MANY OF THESE DESIRED ENHANCEMENTS ARE IN THE PIPELINE. EXCITING OPTIONS AWAIT IN THE NOT-TOO-DISTANT FUTURE."

— Jason Jones, MD

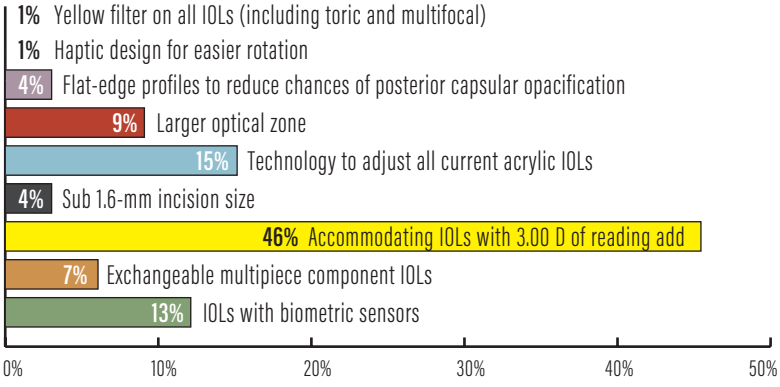

QUESTION NO. 2

WHICH OF THE FOLLOWING TORIC IOL OPTIONS WOULD YOU PUT ON THE TOP OF YOUR WISH LIST?

- Toric markings on the IOL without dilating
- Preloaded injectable IOLs available for toric and multifocal toric designs
- Torics that don't rotate
- Sulcus torics in standard and low powers
- Other

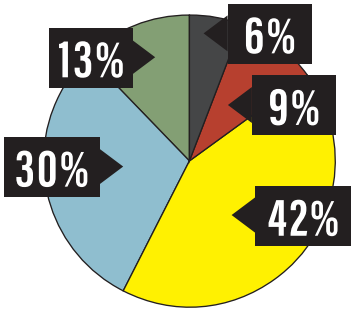

QUESTION NO. 3

WHICH OF THE FOLLOWING MULTIFOCAL IOL OPTIONS WOULD YOU PUT AT THE TOP OF YOUR WISH LIST?

- Smoother rings to reduce halos around lights
- Better near vision without compromising the distance contrast acuity
- Multifocals with fewer photic phenomena
- Sulcus multifocals in standard and low powers
- Adjustable multifocals and extended depth of focus IOLs

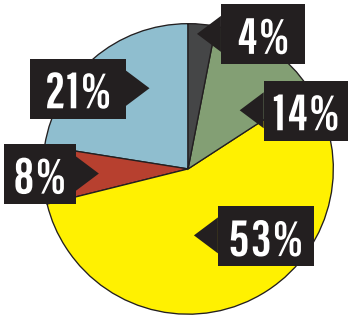

QUESTION NO. 4

WHAT TECHNOLOGY THAT IS CURRENTLY IN THE PIPELINE ARE YOU MOST EXCITED ABOUT?

OMEGA OPHTHALMICS GEMINI REFRACTIVE CAPSULE

LIGHT-ADJUSTABLE IOLS

IC-8 IOL from AcuFocus

OPTIMIZED EDOF

Improved multifocals

Vivior's Visual Behavior Monitor

Gel lenses

Better accommodating IOLs including the PowerVision FluidVision

IOLS THAT CAN BE ADJUSTED POSTOPERATIVELY IN THE EYE

QUESTION NO. 5

WHAT IOL PRODUCT INNOVATION OVER THE PAST 3 YEARS HAS HAD THE GREATEST IMPACT ON YOUR PRACTICE?

Total number of respondents: 33

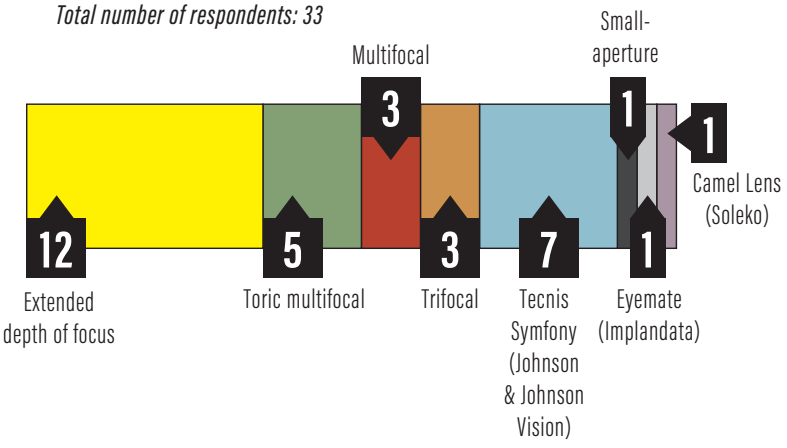

MY WISH LIST

BY ROBERTO FERNÁNDEZ-BUENAGA, MD, PHD

– A multifocal IOL with no photic phenomena. I would prefer a multifocal IOL with worse reading vision than another one with excellent reading vision but significant photic phenomena.

– Lenses with reliable biocompatibility tests that make me feel confident that the IOL is not going to become opacified or cause glistenings in the long term.

– Lenses that could be implanted through a 1.8- to 2-mm incision.

– IOLs with low posterior capsular opacification rates.

– High posterior capsular adherence, especially in toric IOLs, to prevent IOL rotation.

– This is probably very utopian, but I would like for IOL manufacturers to provide a simulator so the patient can have a reliable idea about how vision after surgery will be. This would be especially interesting with multifocal IOLs.

– A very wide IOL power range and the possibility of customization.